




SPECIAL PRODUCTS





In the long term UV-light can damage sensitive exhibits. Please pay attention to the notes of the respective bulb manufacturers.

PICTURE LIGHT 8W

230~



Socket/Bulb:
G5/T5 EnergySaver (excl.)
8W

Material:
Steel

Dimensions:
W/H/D: 36/5,5/22 cm
Canopy-L/W/H: 17/3/5,5 cm
Rod-L: 13,5 cm

Accessory/Included parts:
Electronic ballast (incl.)

Versions:
chrome
antique brass

Art. No.:
146572
146573

Recommended bulb:
8W, 4000K, 400lm
591294

(PU see page 617)

PICTURE LIGHT 13W

230~



Socket/Bulb:
G5/T5 EnergySaver (excl.)
13W

Material:
Steel

Dimensions:
W/H/D: 59/5,5/22 cm
Canopy-L/W/H: 17/3/5,5 cm
Rod-L: 13,5 cm

Accessory/Included parts:
Electronic ballast (incl.)

Versions:
chrome
antique brass

Art. No.:
146582
146583

Recommended bulb:
13W, 4000K, 880lm
591296

(PU see page 617)



Sparing illumination of your exhibits through UV-free LED light without considerable heat emission.

IVED DISPLAY LIGHT Design by CDC/FGL



Bulb:
PowerLED (incl.)
1W

Material:
Aluminium

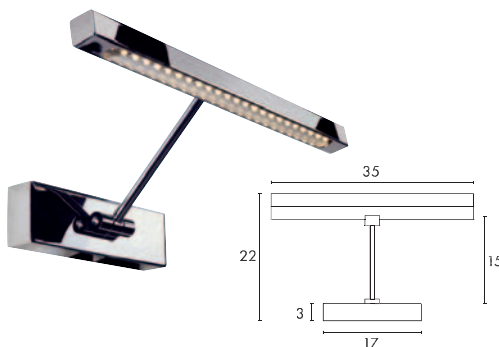
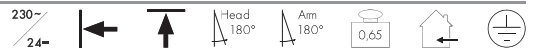
Dimensions:
Head-Ø/H: 2,9/3 cm
Rad-l: 30 cm
Canopy-W/H/D: 8/5/3 cm

Versions:
chrome
LED white ▼ 146562
LED warm white ▼ 146563

silver grey
LED white ▼ 146564
LED warm white ▼ 146565

Accessory/Included parts:
LED converter (incl.)

LED PICTURE LIGHT STRIP Design by CDC



Bulb:
LED Strip (incl.)
2W

Material:
Steel

Dimensions:
W/H/D: 35/5,5/22 cm

Versions:
chrome
LED white 146721
LED warm white 146722

antique brass
LED white 146731
LED warm white 146732

Accessory/Included parts:
Power unit (incl.)

Note:
LED Strip exchangeable!



LAMBAT

230~



Socket/Bulb:
G9/G9 (excl.)
40W max.

Material:
Aluminium/ceramic

Dimensions:
L/W/H: 67/11/6 cm

Accessory/Included parts:
Switch (incl.)

Versions:
Ceramic white
silver grey

Art. No.:
146221

Recommended bulb:
33W EnergySaver ± 40W
2700K, 460lm, EEC=C
519451



STIX

230~
700mA

Bulb:
PowerLED (incl.)
3W

Material:
Aluminium

Dimensions:
L/W/D: 7/7/15,5 cm
Canopy-L/W/D: 7/7/3,5 cm

Accessory/Included parts:
LED converter (incl.)
Switch (incl.)

Versions:
silver grey
LED white
LED warm white

Art. No.:
146274
146272



IVED GOOSE CANOPY Design by CDC



Individual adjustment of the lamp head through the flexible arm.

Bulb:
PowerLED (incl.)
1W

Material:
Aluminium


Dimensions:
Head-H/Ø: 3,2/3,5 cm
L/W/H: 30/8/5 cm
Flexible arm-L: 24 cm
Canopy-W/H/D: 8/5/3 cm

Accessory/Included parts:
LED converter (incl.)

Versions:
silver grey
LED white
LED warm white

Art. No.:
146511
146512

IVED GOOSE RECESSED Design by CDC



Individual adjustment of the lamp head through the flexible arm.

Bulb:
PowerLED (incl.)
1W

Material:
Aluminium

Dimensions:
Head-H/Ø: 3,2/3,5 cm
Flexible arm-L: 24 cm
Base: 9,5/9,5 cm

Accessory/Included parts:
Switch (incl.)
LED converter (incl.)
Flush-mounted box for masonry and
cavity walls (incl.)

Versions:
silver grey
LED white
LED warm white

Art. No.:
146521
146522



DIO FLEX PLATE LED Design by CDC

230~
350mA


LED
1 pce.



0,4



LED
LEDTEC



Individual adjustment of the lamp head through the flexible arm.



Bulb:
PowerLED (incl.)
1W

Material:
Aluminium

Dimensions:
Head-Ø/L: 3,2/3,5 cm
Flexible arm-L: 28,5 cm
Canopy-Ø/D: 8/3 cm
Total-L: 40 cm

Accessory/Included parts:
Switch (incl.)
LED converter (incl.)

Versions:
chrome
LED white
LED warm white

Art. No.:
146612
146682

DIO FLEX PLATE GU10 Design by CDC

230~



0,39



Individual adjustment of the lamp head through the flexible arm.



Socket/Bulb:
GU10/GU10 (excl.)
50W max.

Material:
Aluminium

Dimensions:
Head-Ø/L: 3,3/3,8 cm
Flexible arm-L: 40,0 cm
Canopy-Ø/T: 9/3,3 cm
Total-L: 40 cm

Versions:
chrome

Art. No.:
146692

Recommended bulb:
35W EnergySaver \triangle 50W
20°, 2800K, 1200cd
575370



IVED LED SPOT

350mA

LED
1 pce.



350°



0,045



LED
LEDTEC



Bulb:
PowerLED (incl.)
1W

Material:
Aluminium

Dimensions:
Ø/H: 3,5/6 cm

Accessory/Included parts:
LED converter (excl.)

Versions:
chrome
LED white ▼
LED warm white ▼

Art. No.:
170491
170492

Connection recommendation:
LED driver 3W, 350mA
464108





DIO FLEX PLUG LED



Individual adjustment of the lamp head through the flexible arm.



Bulb:
PowerLED (incl.)
1W

Material:
Aluminium/PC

Dimensions:
Total-L: 47,8 cm
Head-Ø/L: 3,5/6,4 cm
Flexible arm-L: 34,5 cm

Accessory/Included parts:
LED converter (incl.)

Versions:	Art. No.:
chrome/white	146602
LED white	146672
LED warm white	

DIO FLEX PLUG for GX53



Individual adjustment of the lamp head through the flexible arm.



Socket/Bulb:
GX53/GX53 EnergySaver (excl.)
13W max.

Material:
Aluminium/PC

Dimensions:
Total-L: 54 cm
Head-Ø/H: 8,5/2,8 cm
Flexible arm-L: 34,5 cm

Versions:	Art. No.:
chrome/white	146622

Recommended bulb:
9W, 2700K, 260lm
508860



DIO FLEX PLUG for GU10



Individual adjustment of the lamp head through the flexible arm.



Socket/Bulb:
GU10/GU10 (excl.)
50W max.

Material:
Aluminium/PC

Dimensions:
Total-L: 44,5 cm
Head-Ø/L: 3,5/3,5 cm
Flexible arm-L: 34,5 cm

Versions:	Art. No.:
chrome/white	146632

Recommended bulb:
35W EnergySaver ≈ 50W
20°, 2800K, 1200cd
575370





MIBO STRAIGHT

230~



IP21



Socket/Bulb:
G9/G9 (excl.)
2x 25W max.

Material:
Brass/glass

Dimensions:
Glass-Ø: 3,3 cm
W/D/H: 22/10/3,3 cm
Clamping range: 6,5 mm max.

Versions:
Glass partial satined
chrome

Art. No.:
146390



Recommended bulb:
20W EnergySaver ≙ 25W
2700K, 200lm, EEK=D
519450



MIBO CURVE

230~



IP21



Socket/Bulb:
G9/G9 (excl.)
2x 25W max.

Material:
Brass/glass

Dimensions:
Glass-Ø: 3,3 cm
W/H/D: 22/13/16 cm
Clamping range: 6,5 mm max.

Versions:
Glass partial satined
chrome

Art. No.:
146392



Recommended bulb:
20W EnergySaver ≙ 25W
2700K, 200lm, EEK=D
519450





DP 119 LED surface mounted cupboard luminaire

350mA 2 pce.



Bulb:
PowerLED (incl.)
2x 1W

Material:
Steel/plastic

Dimensions:
W/D/H: 31,5/11/2 cm
Supply line-L: 50 cm

Accessory/Included parts:
Plug (incl.)
LED driver (excl.)

Versions:
chrome
LED white
LED warm white


Art. No.:
146791
146792

Connection recommendation:
LED driver 3W, 350mA
For 1 lamp
464108



When connecting several cupboard luminaires please pay attention to the total wattage. Further drivers can be found from page 592 onward.

ACCESSORY for DP 119 LED



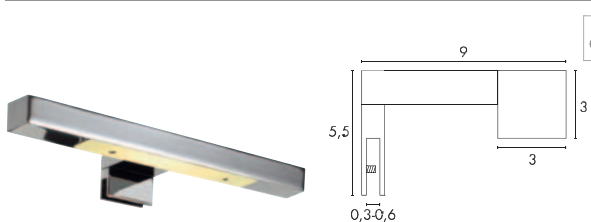
Connector strip Art. No.: 111850
L/W/H: 5,2/1,4/1,3 cm
Supply line-L: 1 m
Series connection
3 outlets incl. 2 bridges



LED driver 12W, 350mA Art. No.: 464110
For 3-4 lamps!

DP 118 R7s MIRROR LIGHT

230~ IP44



Socket/Bulb:
R7s/R7s, 78mm (excl.)
60W max.

Material:
Steel/glass satined

Dimensions:
W/D/H: 30/9/5,5 cm
Supply line-L: 50 cm

Versions:
chrome

Art. No.:
146782

Recommended bulb:
60W, 660lm, EEK=E
519206



Suitable for walls with a material thickness of 3 to 6 mm.

Accessory/Included parts:
Connection box (incl.)



SDL DISPLAY Design by CDC

230~



350°



90°



Socket/Bulb:
R7s/R7s, 118 mm (excl.)
200W max.

Material:
Aluminium

Dimensions:
Head-L/W/H: 21/7,5/6,5 cm
Rod-L: 55 cm
Clamping range: 1,5-6 cm
Mains cable-L: 1,5 m

Accessory/Included parts:
Plug (incl.)

Versions:
silver grey/chrome

Art. No.:
146324

Recommended bulb:
130W EnergySaver \neq 200W
2700K, 2600lm, EEK=C
519222



NEPRO DISPLAY Design by CDC/FGL


230~



350°



90°



Socket/Bulb:
R7s/R7s, 118 mm (excl.)
300W max.

Material:
Aluminium

Dimensions:
Head-L/W/H: 17,5/11/6 cm
Rod-L: 52 cm
Clamping range: 1,5-5,5 cm
Mains cable-L: 1,5 m

Accessory/Included parts:
Plug (incl.)
Switch (incl.)
Tube kit (excl.)

Versions:
silver grey/chrome

Art. No.:
146472

Recommended bulb:
200W EnergySaver \neq 300W
2700K, 4000lm, EEK=C
519223



ACCESSORY for Nepro Display



Tube kit, two-part **Art. No.:**
For a simple fastening of the 146479
Nepro Display on tubes or
trusses with a diameter of
32-42 mm.

SKELETTO

230~



350°



200°



Socket/Bulb:
R7s/R7s, 78 mm (excl.)
150W max.

Material:
Steel

Dimensions:
L/W/H: 77/16/11 cm
Head-L/W/H: 11/16/11 cm
Rod-L: 50 cm
Clamping range: 0,5-4,9 cm
Mains cable-L: 1,5 m

Accessory/Included parts:
Plug (incl.)

Versions:
silver grey

Art. No.:
170414

Recommended bulb:
100W EnergySaver \neq 150W
2700K, 1900lm, EEK=C
519215





DomeLED DISPLAY



Bulb:
PowerLED (incl.)
6x 3W

Material:
Aluminium

Dimensions:
Product-Ø/L: 13,5/4 cm
Rod-L: 50 cm
Supply line-L: 1,5 m
Clamping range: 0,5-4,9 cm
Ballast-L/W/H: 14/6,8/3,5 cm

Accessory/Included parts:
LED converter (incl.)
Plug (incl.)

Versions:
silver grey
LED white
LED warm white

Art. No.:
147351
147352

LED DISPLAY



Bulb:
SMD LED (incl.)
16W total

Material:
Plastic/aluminium

Dimensions:
Head-W/H/D: 16,4/3,7/10,1 cm
Rod-L: 31,5 cm
Supply line-L: 2 m
Clamping range: 5-55 mm

Accessory/Included parts:
Power unit (incl.)
Plug (incl.)

Versions:
silver grey
LED white
LED warm white

Art. No.:
170401
170402

DISPLAY GX53



Socket/Bulb:
GX53/GX53 EnergySaver 9W (incl.)
13W max.
or PowerLED GX53, 3x 1W (excl.)
or Shoplight GX53 11W (excl.)

Material:
Steel

Dimensions:
L/W/H: 60/9,5/10,5 cm
Head-Ø/H: 9,5/4,5 cm
Rod-L: 47 cm
Mains cable-L: 1,5 m
Clamping range tube: 2-4,5 cm
Clamping range wall: 1-4 cm

Accessory/Included parts:
Switch in mains cable (incl.)
Clamp (incl.)
GX53 9W, 2700K (incl.)

Versions:
chrome ▼

Art. No.:
146592

Recommended bulb:
9W, 2700K, 260lm
508860



Recommended bulb:
11W, 3000K, 400cd
508550



Suitable for tube mounting.



Socket/Bulb:
GU10/GU10 (excl.)
50W max.
or ES111, 75W max. (excl.)
or PAR20, 75W max. (excl.)

Material:
Aluminium/brass

Dimensions:
Head-Ø/H: 4,3/10 cm
Rod-L: approx. 44 cm
Cable-L: 60 cm

Accessory/Included parts:
2 mounting brackets (incl.)
Deco ring (excl.)

Versions:
silver grey

Art. No.:
146462

Recommended bulb:
75W, 24°, 2700K, 2000cd
575672



Recommended bulb:
35W EnergySaver ≈ 50W
20°, 2800K, 1200cd
575370



FILI with clamp Design by CDC



Socket/Bulb:
GU10/GU10 (excl.)
50W max.
or ES111, 75W max. (excl.)
or PAR20, 75W max. (excl.)

Material:
Aluminium/brass

Dimensions:
Head-Ø/H: 4,3/10 cm
Rod-L: approx. 54 cm
Clamping range: 8 cm max.

Accessory/Included parts:
Deco ring (excl.)

Versions:
silver grey

Art. No.:
146452


Recommended bulb:
75W, 24°, 2700K, 2000cd
575672



Recommended bulb:
35W EnergySaver ≈ 50W
20°, 2800K, 1200cd
575370



FILI with canopy Design by CDC



Socket/Bulb:
GU10/GU10 (excl.)
50W max.
or ES111, 75W max. (excl.)
or PAR20, 75W max. (excl.)

Material:
Aluminium/brass

Dimensions:
Head-Ø/H: 4,3/10 cm
Rod-L: approx. 53 cm
Canopy-L/W/H: 8/4,7/3 cm

Accessory/Included parts:
Switch (incl.)
Deco ring for GU10 (incl.)
Deco ring for ES111 (excl.)

Versions:
silver grey

Art. No.:
146482

Recommended bulb:
75W, 24°, 2700K, 2000cd
575672



Recommended bulb:
35W EnergySaver ≈ 50W
20°, 2800K, 1200cd
575370



ACCESSORY for Fili and Hibit



Deco ring 111 for ES111 Art. No.:
silver grey, grooved 151051



Deco ring 51 for GU10 Art. No.:
silver grey, smooth 151050



NEAT FLEX

230~    

Removable cable for a connection to the wall outlet.
Individual adjustment of the lamp head through the flexible arm.

Socket/Bulb:
GU10/GU10 (excl.)
50W max.

Material:
Aluminium

Dimensions:
L/W/H: 40/7/2,5 cm
Mains cable-L: 1,5 m

Accessory/Included parts:
Switch (incl.)
Plug (incl.)
Deco ring (incl.)

Versions:
silver grey

Art. No.:
146372

Recommended bulb:
35W EnergySaver \approx 50W
20°, 2800K, 1200cd
575370



NEAT FLEX PLATE

230~       

Mounting on flush-mounted boxes with hole spacing 58 mm.
Individual adjustment of the lamp head through the flexible arm.

Socket/Bulb:
GU10/GU10 (excl.)
50W max.

Material:
Aluminium

Dimensions:
 \varnothing /L: 8,5/36 cm

Accessory/Included parts:
Deco ring (incl.)

Versions:
silver grey

Art. No.:
146432

Recommended bulb:
35W EnergySaver \approx 50W
20°, 2800K, 1200cd
575370



NEAT FLEX CLAMP

230~   

Individual adjustment of the lamp head through the flexible arm.

Socket/Bulb:
GU10/GU10 (excl.)
50W max.

Material:
Aluminium

Dimensions:
L/W/H: 40/7/2,5 cm
Mains cable-L: 1,8 m
Clamping range: 1,7-3,6 cm

Accessory/Included parts:
Switch in mains cable (incl.)
Plug (incl.)
Deco ring (incl.)

Versions:
silver grey

Art. No.:
146422

Recommended bulb:
35W EnergySaver \approx 50W
20°, 2800K, 1200cd
575370



NEAT

230~     

Socket/Bulb:
GU10/GU10 (excl.)
50W max.

Material:
Aluminium/brass

Dimensions:
L/W/H: 6/4/68 cm
Head- \varnothing /L: 4/6 cm
Rod-L: 50 cm
Mains cable-L: 1,5 m
Clamping range: 0,5-4,9 cm

Accessory/Included parts:
Plug (incl.)

Versions:
chrome
silver grey


Art. No.:
170422
170424

Recommended bulb:
35W EnergySaver \approx 50W
20°, 2800K, 1200cd
575370



BIMA DISPLAY LIGHT

230~  360°  90°  0,51  



Suitable for tube mounting e.g. on truss systems.

Socket/Bulb:
GU10/GU10 (excl.)
50W max.

Material:
Aluminium/steel

Dimensions:
L/W/H: 53/7,5/12 cm
Head-Ø/H: 6/8 cm
Rod-L: 44 cm
Clamping range tube: 2-4,5 cm
Clamping range wall: 1-4 cm
Mains cable-L: 1,5 m

Accessory/Included parts:
Plug (incl.)
Clamp (incl.)

Versions:
chrome

Art. No.:
146492

Recommended bulb:
35W EnergySaver \approx 50W
20°, 2800K, 1200cd
575370



DISPLAY ADL 50/GU10

230~  200°  90°  0,3  



Socket/Bulb:
GU10/GU10 (excl.)
50W max.

Material:
Aluminium/brass

Dimensions:
Head-Ø/H: 3,5/9 cm
Supply line-L: 30 cm
Rod-L: approx. 46 cm

Accessory/Included parts:
Connection box (incl.)

Versions:
chrome

Art. No.:
146332

Recommended bulb:
35W EnergySaver \approx 50W
20°, 2800K, 1200cd
575370



DISPLAY ADL 50/MR16

12~  350°  90°  0,33  



Socket/Bulb:
GU5,3/MR16 (excl.)
50W max.

Material:
Aluminium/brass

Dimensions:
Head-Ø/H: 3,5/6 cm
Supply line-L: 20 cm
Rod-L: approx.. 37 cm

Accessory/Included parts:
Transformer (excl.)

Versions:
chrome

Art. No.:
146312

Recommended bulb:
50W, 40°, 2700K, 1500cd
535540



PUR CLAMP

230~  12~  350°  90°  0,35  



Supply line:
Mains plug + 1,5 m mains cable + transformer + 1 m mains cable + lamp

Socket/Bulb:
GU5,3/MR16 (excl.)
50W max.

Material:
Aluminium/brass

Dimensions:
Head-Ø/L: 2,5/8 cm
Mains cable-L:
1,5 m primary/1 m secondary
Clamping range: 0,5-4,9 cm
Rod-L: 50 cm

Accessory/Included parts:
Plug (incl.)
Transformer (incl.)

Versions:
chrome

Art. No.:
170392

Recommended bulb:
50W, 40°, 2700K, 1500cd
535540



ACCESSORY for Display ADL 50/GU10 and MR16, Pur Clamp



Deco ring 51 mm
chrome

Art. No.:
151049



FURNITURE LED 65

230~



Bulb:
LED (incl.)
8W total

Material:
Plastic



Dimensions:
L/W/H: 33/3/3 cm
Mains cable-L: 1 m

Accessory/Included parts:
Euro flat plug (incl.)
Fastening accessories (incl.)
Switch at housing (incl.)

Versions:
white
LED white
LED warm white

Art. No.:
160311
160312

Direct connection of several lamps with the integrated plug-in system is possible.

ACCESSORY for Furniture LED 65



Cable transits:
white
l: 53 cm

Art. No.:
160321

Up to 10 lamps can be connected to each other.



Various mounting possibilities with the included fastening clamps.



FURNITURE 513

230~



Socket/Bulb:
G5/T5 EnergySaver (excl.)
13W

Material:
Plastic

Dimensions:
L/W/H: 56,2/8/3 cm
Supply line-L: 1,9 m

Accessory/Included parts:
Low-loss ballast (incl.)
Switch (incl.)

Versions:
white

Art. No.:
160701

Recommended bulb:
13W, 3000K, 880lm 591295
13W, 4000K, 880lm 591296

(PU see page 617)



The connection of several lamps is possible.

ACCESSORY for Furniture 513



Connection cable:
Cable-L: 40 cm
Up to 10 lamps can be
connected to each other.

Art. No.:
160721



Connection plug:
Plug-L: 0,5 cm
Up to 10 lamps can be
connected to each other.

Art. No.:
160731



LED LIGHT BAR

350mA



Bulb:
PowerLED (incl.)
2x 1W

Material:
Plastic/steel

Dimensions:
L/W/H: 40/3/1 cm
Supply line-L: 50 cm


Accessory/Included parts:
Plug (incl.)
LED driver (excl.)

Versions:
chrome
LED white
LED warm white

Art. No.:
160681
160682



ACCESSORY for LED Light Bar



Connector strip
L/W/H: 5,2/1,4/1,3 cm
Supply line-L: 1 m
Series connection

Art. No.:
111850

3 outlets incl. 2 bridges



LED driver 12W, 350mA
For 3-4 lamps!

Art. No.:
464110

DL 123 LED FURNITURE

12=



When connecting several lamps please pay attention to the total wattage. Further power units can be found from page 594 onward.

Bulb:
LED SMD (incl.)
1,7W total

Material:
Aluminium

Dimensions:
Ø/H: 6,5/1,2 cm
Supply line-L: 1,2 m

Accessory/Included parts:
Power unit (excl.)

Versions:
chrome
LED white, 113lm
LED warm white, 92lm

Art. No.:
111951
111952

Connection recommendation:
LED power unit 12W, 12=
470507



DL 124/125 LED FURNITURE

12=



When connecting several lamps please pay attention to the total wattage. Further power units can be found from page 594 onward.

Bulb:
SMD LED (incl.)
1,4W total

Material:
Plastic

Dimensions:
Ø/H: 7/1 cm
W/H/D: 7/1/7 cm
Supply line-L: 1 m

Accessory/Included parts:
Power unit (excl.)

Versions:
chrome/LED warm white
DL 124 (round)
DL 125 (square)

Art. No.:
112202
112212

Connection recommendation:
LED power unit 12W, 12=
470507



MIL 20

12~



Socket/Bulb:
G4/pin socket (excl.)
20W max.
or Octagon LED module

Material:
Steel

Dimensions:
L/W/H: 13/13/4 cm
Supply line-L: 2 m

Accessory/Included parts:
Transformer (excl.)

Versions:
metal brushed

Art. No.:
111108

Recommended bulb:
20W, 330lm, 2700K
512220



Recommended bulb:
Octagon LED module
1,5W, warm white, 191lm
550252



FURNITURE TYP 3

12~



Socket/Bulb:
G4/pin socket (excl.)
20W max.

Material:
Steel

Dimensions:
Outer-Ø/D: 6,6/3 cm

Accessory/Included parts:
Transformer (excl.)

Versions:
white
chrome
gold

Art. No.:
116041
116042
116043

Recommended bulb:
20W, 330lm, 2700K
512220

